

About your learner account

Your learner account can help your learning immensely. Here is how to use it.

Accessing it

Your learner account can be accessed by:

1. Going to www.reiwalearning.com.au



2. Clicking on Learner login



3. Entering your user name and password.

Username:

Password:

Your home page

Upon entering your account you will advance to your home page. This page is a portal to both your communication tools and course materials.

The most recent communication from your course co-ordinator and fellow learners displays in the Announcements section of this page. To begin working on a course, click on the relevant course link in the 'Your Courses' section.

A screenshot of the REIWA learning home page. The page has a blue header with the REIWA logo and navigation links like 'Learn', 'Teach', and 'Develop'. On the left, there is a 'Search Courses' box and a 'Your Courses' list. The main content area is titled 'Your Message Centre' and includes sections for 'Logon Details' and 'Announcements'. A red arrow points from the text above to the 'Untitled Announcement' in the 'Announcements' section. The browser status bar at the bottom shows 'Done' and 'Internet'.

About your learner account

'Your courses'

When you click on a course you will advance to the course home page as displayed below.

The left hand column features an array of buttons linking you to a variety of tools. These are outlined in the subsequent pages focusing on navigation.

If you do not currently possess an Adobe reader you can get one by clicking on the link below:

www.pacific.adobe.com/products/acrobat/readstep2.html

Real Estate Law Introduction

Welcome to the Real Estate Law REIWA learning
REAL ESTATE IN WA

There are a wonderful array of course materials, support services and communication facilities available to you. Please explore them freely.

Resources

Access the course resources from here including:

- the participant manual
- assessment pack

These resources are either in a Word or PDF format and can be readily downloaded and printed. The PDF participant manual contains internal and external links (in green underline). Use these links to rapidly navigate the document.

If you do not currently possess an adobe reader you can get one for free by clicking on the link below:
[adobe reader](#)

Communications

Navigating

Described below are some tips for navigating course content.

Resources

This provides access to a variety of materials and tools which you can open, print and save at your leisure:

- the participant manual (also known as courseware and/or modules) - this provides support content for completing the assessments - if you unfamiliar with a term in the assessments look in here.
- assessment pack - this is a critical resource as it details the activities you need to undertake in order to complete the course as well as submission information
- Templates (not available for all courses) - this includes important templates designed to help you complete the assessments.
- Competency- this details the competency the course aligns with.

manage client services

Introduction

Resources

Overview

Participant manual

Assessment pack

▶ Templates

Competency


Communication

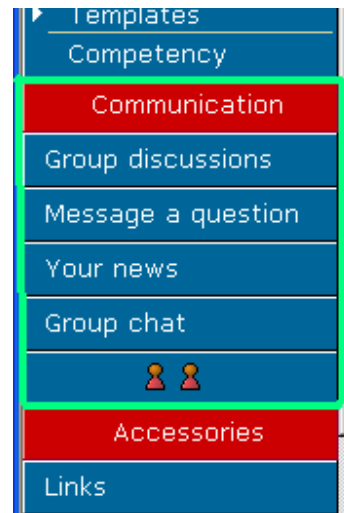
Group discussions

About your learner account

Communication

Each course includes an array of communication tools including:

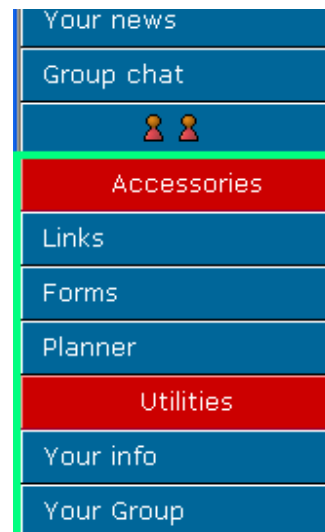
- Group discussions - Each time you enrol in a course you join a group of fellow learners.
- Message a question - message a question to your course coordinator using this tool.
- Your news - all the news related to the course appears here.
- Group chat - Look out for the little chess pieces,  these indicate the number of people presently online. You can communicate instantly with these people through the group chat. Keep in mind everything communicated online is recorded and monitored.



Accessories and Utilities

Accessories include:

- Links - This is a fun but important page that connects you to online information, custom built activities, surveys and quizzes. If you come across anything worth sharing with others you are able to add to these links.
- Forms - this provides access to key forms that you will need to provide when you come to submitting your assessment.
- Planner - this is available as a tool for you to help plan your learning.



Support

Our goal is to provide you with the highest level of support throughout your learning. To access support for your learner account either:

- Message or call the Student Services team on 9388 8155 or learning@reiwa.com.au